

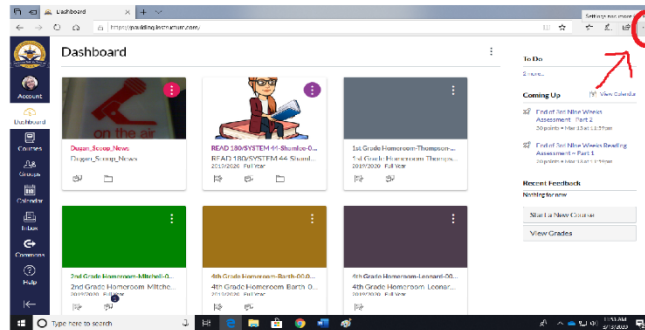
How to access digital instructional accommodations

Read-to (this will allow the computer to read the text on the screen aloud to your student)

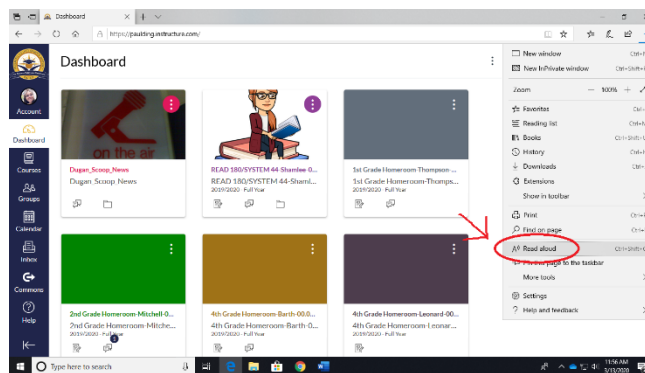


If you have Microsoft Edge internet browser follow these instructions:

1. Open Microsoft Edge and log into Canvas from the district homepage.
2. Click on the three dots in the upper right hand corner of the screen (see below)



3. Click on “Read Aloud” (see below)

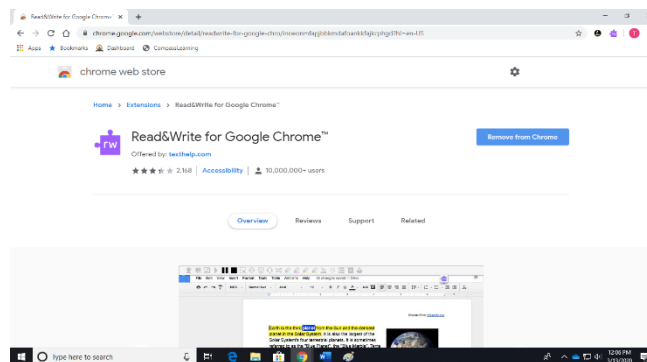


4. Click on the words that you would like the computer to start reading. A task bar will appear at the top of the page. This will allow you to pause and restart the reading as needed.

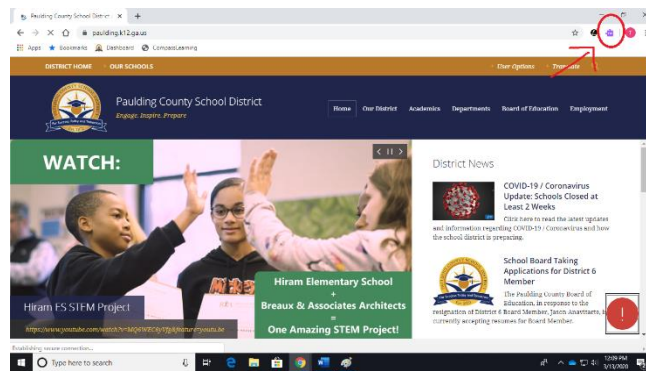


If you have Google Chrome internet browser follow these instructions:

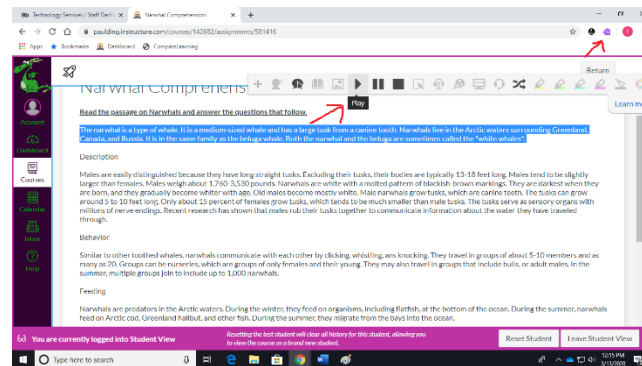
1. Open Google Chrome and download the Read & Write extension (see below)



2. This will add a purple puzzle piece to your address bar at the top of your screen. (see below)



3. Log into Canvas from the district's homepage. Once you are in the module for the correct day. Click on the purple puzzle piece. A tool bar will appear at the top of the screen. Highlight the text you want read and press the play button. (see below)



*If it asks you to log in, use your student's lunch number with @paulding.k12.ga.us and the password is their network password (used to log into Canvas). Example:

USER NAME: 123456@paulding.k12.ga.us

PASSWORD: abc0101

Math manipulatives

The following links have online versions of the math manipulatives that are used in the classrooms. You may find these helpful in completing the daily math assignments.

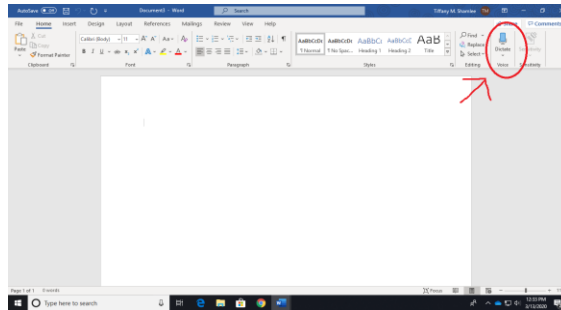
<https://www.didax.com/math/virtual-manipulatives.html>

<https://toytheater.com/category/teacher-tools/virtual-manipulatives/>

Speech to text (for writing assignments)

Canvas does not have a speech to text tool. Microsoft word has a built-in dictate tool that your students can use for their assignments. You would then just have to copy the text from Word and paste it into Canvas. See the steps below:

1. Open Microsoft Word and click on the dictate button at the top. Say out loud what you want to type. The words will appear on the screen.



Office Hours

You can access your student's ESEP teacher during the office hours of 9-10 AM and 1-2 PM Monday - Friday during the closure. See the following email addresses for questions or concerns.

Molly Dunfee - mdunfee@paulding.k12.ga.us

Jamie McArthur - jdmcarthur@paulding.k12.ga.us

Tiffany Shamlee- tshamlee@paulding.k12.ga.us